



Primary Care

Cranford (908) 272-7990 | Glen Ridge (973) 969-3800 | Jersey City (201) 431-7200 | Lincoln Park (973) 696-6687
North Haledon (973) 636-9000 | Randolph (973) 560-9500 | Grove Ave., Verona (973) 560-9500

Speciality Care

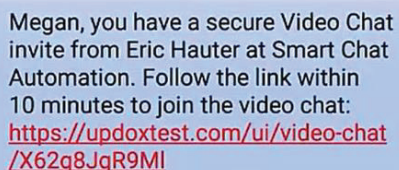
Bloomfield Ave., Verona Cardiology (973) 233-4493 | Bloomfield Ave., Verona Internal Medicine (973) 239-3770
Denville Gastroenterology* (973) 627-4227 | Denville General Surgery* (973) 627-4227 *video chat not currently available
Emerson Allergy & Immunology (201) 649-8100

How to Use: Telemedicine Video Chat for Online Appointments

Vanguard Medical Group uses Updox Video Chat to communicate with patients. Video Chat is a safe and easy way to talk to your provider, often saving you a trip to the office.

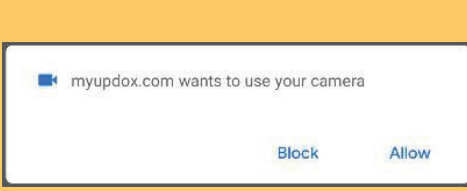


Follow these step-by-step instructions to use Video Chat:



Megan, you have a secure Video Chat invite from Eric Hauter at Smart Chat Automation. Follow the link within 10 minutes to join the video chat:
<https://updoxtest.com/ui/video-chat/X62g8JgR9MI>

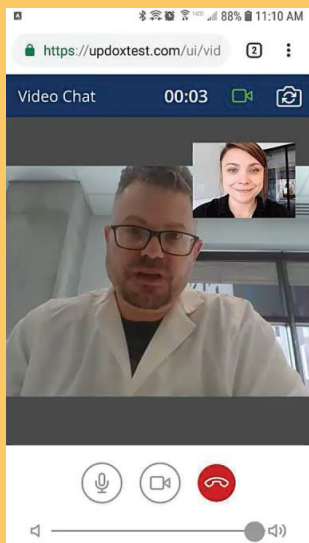
An invitation to Video Chat will arrive on your device via text message or email. Click the link to be taken to the Secure Video Chat environment. You will have 10 minutes to click the link.



myupdox.com wants to use your camera

Block Allow

The first time you use Video Chat, your device may ask for permission to use your camera and microphone. Please allow access.



You will be taken directly into a video chat session with your provider.

Video Chat runs through your internet browser. For best results, please use Safari on iOS and Chrome or the Samsung Internet Browser on Android as your default browser.

The microphone and camera buttons will pause the audio and video you are sending. The red "phone" button will disconnect the chat.